

Top Hat Basic: How to enrol as a student

Your tutors may use an online learning system called Top Hat to run interactive on-campus lectures and webinars. It can be used to help run live sessions attended by on-campus **and** online students.

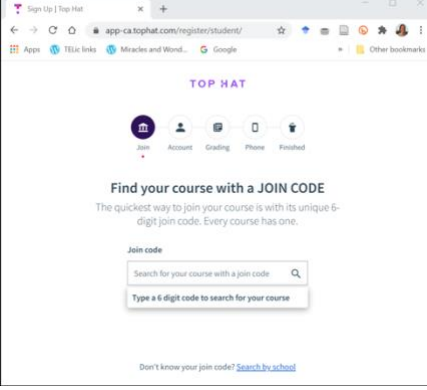
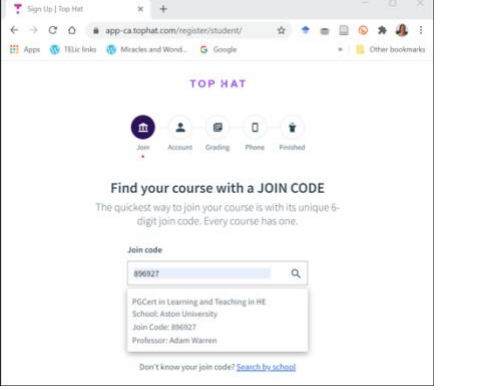
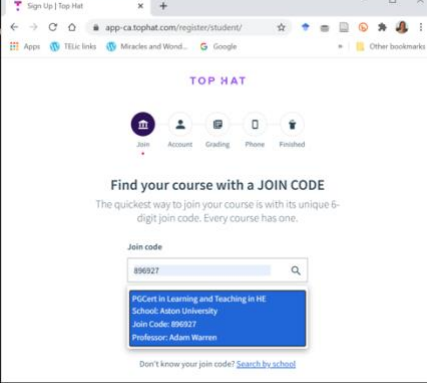
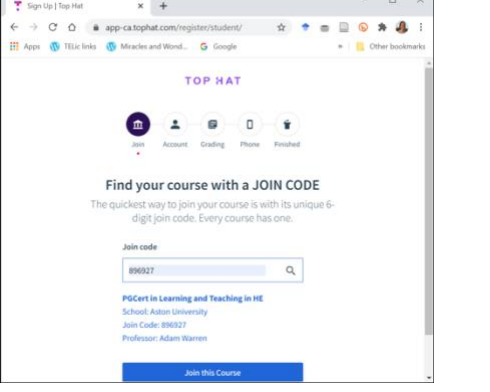
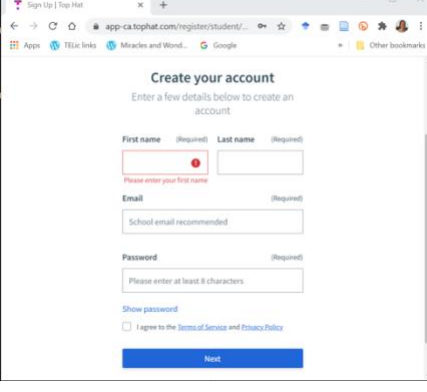
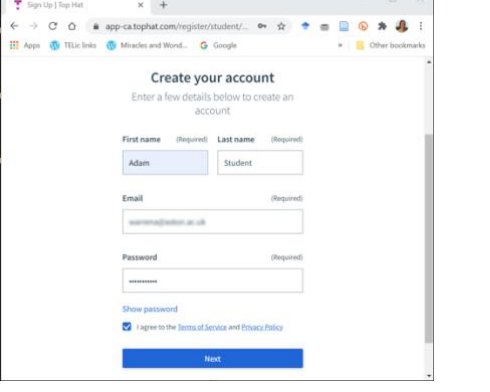
You must create a Top Hat account to be able to view and take part in these interactive lectures. This process is simple and will take a minute. You will need to know the six-digit **Join Code** for your course.

1. Open a browser and go to app-ca.tophat.com/register/student
2. Enter your course code and follow the instructions
3. Make a note of your Top Hat password – don't make it the same as your Aston password.
4. You can bookmark the Top Hat course page for easy access
5. You can download the **Top Hat app** to your phone or tablet for easy mobile access.

See the following page for step-by-step screenshots if you need them.

Data Protection: Top Hat has been used at Aston since 2018 by Medicine and Pharmacy, and fully meets our data protection requirements. The servers we use are based in Canada.

Step-by-step instructions

<p>Go to app-ca.tophat.com/register/student and enter your course's six-digit JOIN CODE</p>		
<p>Check the course details, select it and Join the Course</p>		
<p>Enter your details. You must use use your Aston email. Choose a special Top Hat password (don't re-use your Aston password)</p>		
<p>We suggest you skip adding your mobile phone number. Click Continue to access your course.</p>	